



Circle

© 2016 Totcards | visit www.totcards.com for more free printable flashcards



Square




Triangle

© 2016 Totcards | visit www.totcards.com for more free printable flashcards




Rectangle






Pentagon

© 2016 Totcards | visit www.totcards.com for more free printable flashcards



Hexagon

© 2016 Totcards | visit www.totcards.com for more free printable flashcards




Diamond



Star





Oval



Heart

© 2016 Totcards | visit www.totcards.com for more free printable flashcards



Liked these flashcards?


Now try the Totcards app

A smart flashcard app that provides fun, interactive and effective learning for children aged 1 to 6.

- Tailor the flashcards to suit the age and ability of your child
- Delightful animations with sound and voice
- A wide range of topics to choose from
- A range of fun activities and games that will keep your child coming back for more

visit www.totcards.com
for more information






Circle




Square




Triangle




Rectangle



Pentagon




Hexagon



Diamond



Star



Oval



Heart

Shape flashcards

visit www.totcards.com for more free printable flashcards

Make your own flashcard pouch

Keep your flashcards organised with this easy to make pouch

Step 1

Cut out the template around the grey dotted line

Step 2

Score along the pink dotted lines

Step 3

Fold the 2 side flaps back and glue or sellotape together

Step 4

Fold the bottom flap up and glue or sellotape together

Step 5

Slot your flashcards in the pouch to keep them nice and tidy!



download more free flashcards at www.totcards.com

www.totcards.com



totcards

Shapes